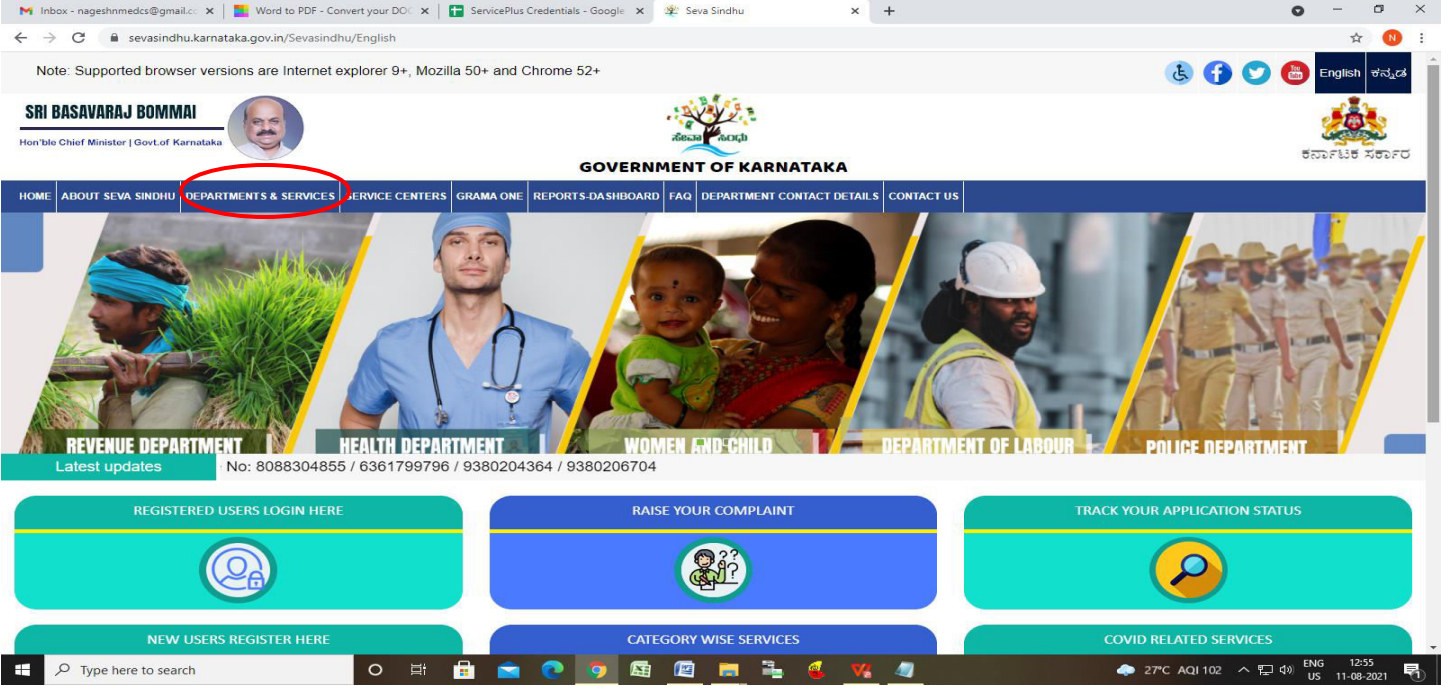


ವಿದ್ಯುತ್ ಪರಿವೀಕ್ಷಣಾಲಯ ಇಲಾಖೆ  
Department of Electrical Inspectorate  
ಸಿನೆಮಾ ಆಪರೇಟರ್‌ಗಳ ಪರಿಕ್ಷೆ ನೋಂದಣಿಗಾಗಿ ಅರ್ಜಿ  
Application for Registration for Cinema Operators Examination  
Step 1: Go to [sevasindhu.karnataka.gov.in](http://sevasindhu.karnataka.gov.in) website and click on Departments & Services.



Step 2: Click on **Department of Electrical Inspectorate** and Select **Application for Registration for Cinema Operators Examination** service name. Alternatively, you can search for Application for Registration for Cinema Operators Examination in the search option.



### Step 3 : Click on Apply online.

**Registration for Cinema Operators Examination**

Eligibility: Citizens of India

**Supporting Document:**

1. Form A
2. Appointment Letter for Apprenticeship from a cinema theatre in its letter head.
3. ID Proof
4. Address Proof
5. School Transfer Certificate
6. Educational Qualification (SSLC marks card)

**Application Fee :** Rs 20

**Service Charge (Free for Online Submission) :** Rs 25

**Delivery Time (Days) :** 15

**Procedure for applying:**

1. Applicant fills the form, attaches the documents and pay requisite fee online
2. Applicant will get the Acknowledgment
3. Department will process the application
4. Applicant will receive the registration number/endorsement from department

[Apply Online](#)

### Step 4: Enter the username, password/OTP, captcha and click on Log In button.

9611106670

..... GET OTP

153836 153836

[LOG IN](#)

[Forgot Password ?](#)

[Don't have an account? Register HERE](#)

Activate Windows  
Go to Settings to activate Windows.

## Step 5: Fill the Applicant Details .

The screenshot shows a web browser window with the URL `serviceonline.gov.in/karnataka/renderApplicationForm.do?serviceId=3070003&status=reject&UUID=b8c8934f-144a-4372-bc5b-b14c4e9acbc1&mobileEnabled=true&...`. The page title is "ವಿದ್ಯುತ್ ಪರಿವೀಕ್ಷಣಾಲಯ ಇಲಾಖೆ" (Department of Electrical Inspectorate) and "ಸಿನಿಮಾ ಆಪರೇಟರ್‌ಗಳ ಪರಿಷ್ಕೆ ನೋಂದಣಿಗಾಗಿ ಅರ್ಜಿ" (Application for Registration for Cinema Operators Examination). The form is titled "Applicant Details/ಅರ್ಜಿದಾರರ ವಿವರಗಳು".

Name of Apprentice Operator/ಅಪ್ರೆಂಟಿಸ್ ಆಪರೇಟರ್ ಹೆಸರು *	Pattan Sadik Basha	Father's Name/ತಂದೆಯ ಹೆಸರು *	arjun
Mobile Number/ಮೊಬೈಲ್ ಸಂಖ್ಯೆ *	8660946021	Email/ಇಮೇಲ್ ವಿಳಾಸ *	arjun.edcs1998@gmail.com
Photo/ಭಾವ ಚಿತ್ರ	Choose File No file chosen	Age/ವಯಸ್ಸು *	25
Date of Birth/ಜನ್ಮ ದಿನಾಂಕ *	30/11/1995	Date of joining as Apprentice/ ಅಪ್ರೆಂಟಿಸ್ ಆಗಿ ಸೇರಿದ ದಿನಾಂಕ *	05/05/2021
Educational Qualification/ಶೈಕ್ಷಣಿಕ ಅರ್ಹತೆ *	BE	Place where the theatre is situated/ ಚಿತ್ರಮಂದಿರ ಇರುವ ಸ್ಥಳ *	Mysore
Name of licensed theatre in which the apprentice is entertained/ಅಪ್ರೆಂಟಿಸ್ ಕಾರ್ಯನಿರ್ವಹಿಸುವ ಚಿತ್ರಮಂದಿರದ ಹೆಸರು *	Pattan Sadik Basha		
District in which the theatre is situated/	MYSURU		

## Step 6: Verify the details. If details are correct, select the **checkbox ("Yes")**& **Submit**.

The screenshot shows the "Declaration /ಘೋಷಣೆ" section. It contains a declaration in English and Kannada. Below the declaration, there is a checkbox labeled "I Agree" which is checked and circled in red. Below the checkbox is a "Word verification" section with a CAPTCHA image showing the number "923552" and a "Submit" button circled in red. At the bottom right, there are buttons for "Draft", "Submit", "Close", and "Reset".

I hereby declare that the particulars stated above are correct to the best of my knowledge and that I have read the Karnataka Cinemas (Regulation) Act 1964 (Karnataka Act 23 of 1964) and the Karnataka Cinemas (Regulation) Rules 2014 and fully understand the terms and conditions under which Permit is granted and breach of which will render my Permit liable for cancellation. /ಮೇಲೆ ತಿಳಿಸಲಾದ ವಿವರಗಳು ನನಗೆ ತಿಳಿದ ಮಟ್ಟಿಗೆ ಸರಿಯಾಗಿದೆ ಎಂದು ಈ ಮೂಲಕ ಘೋಷಿಸುತ್ತೇನೆ. ಕರ್ನಾಟಕ ಸಿನಿಮಾ (ನಿಯಂತ್ರಣ) ಕಾಯ್ದೆ ೧೯೬೪ (ಕರ್ನಾಟಕ ಕಾಯ್ದೆ ೨೩ ೧೯೬೪) ಮತ್ತು ಕರ್ನಾಟಕ ಸಿನಿಮಾ (ನಿಯಂತ್ರಣ) ನಿಯಮಗಳು ಅಂಗೀಕರಿಸಿದ್ದೇನೆ. ಹಾಗೂ ಪರವಾನಗಿಯನ್ನು ಯಾವ ನಿಯಮಗಳು ಮತ್ತು ಷರತ್ತುಗಳ ಮೇಲೆ ನೀಡಲಾಗಿದೆ ಎಂದು ಸಂಪೂರ್ಣವಾಗಿ ಅರ್ಥಮಾಡಿಕೊಂಡಿದ್ದೇನೆ ಹಾಗೂ ಅದರ ಅಂಶಗಳನ್ನು ಮಾಡಿದ್ದೇನೆ. ನನ್ನ ಪರವಾನಗಿಯನ್ನು ರದ್ದುಗೊಳಿಸಬಹುದೆಂಬ ವಿಷಯವನ್ನು ನಾನು ತಿಳಿದಿರುತ್ತೇನೆ.

I Agree \*

Word verification  
923552  
Please enter the characters shown above  
923552

**Step 7:** A fully filled form will be generated for user verification, if have an corrections click on **Edit** option, otherwise processed to **Attach Annexures**.

Application not yet submitted. To proceed click on the appropriate button available at the bottom of this page

**Applicant Details/ಅರ್ಜಿದಾರರ ವಿವರಗಳು**

Name of Apprentice Operator/ಅಪ್ರೆಂಟಿಸ್ ಆಪರೇಟರ್ ಹೆಸರು :	Pattan Sadik Basha
Father's Name/ತಂದೆಯ ಹೆಸರು :	arjun
Mobile Number/ಮೊಬೈಲ್ ಸಂಖ್ಯೆ :	8660946021
Email/ಇಮೇಲ್ ವಿಳಾಸ :	arjun.edcs1998@gmail.com
Age/ವಯಸ್ಸು :	25
Date Of Birth/ಜನ್ಮ ದಿನಾಂಕ :	30/11/1995
Date of joining as Apprentice/ಅಪ್ರೆಂಟಿಸ್ ಆಗಿ ಸೇರಿರುವ ದಿನಾಂಕ :	05/05/2021
Educational Qualification/ಶೈಕ್ಷಣಿಕ ಅರ್ಹತೆ :	BE
Place where the theatre is situated/ಚಿತ್ರಮಂದಿರ ಇರುವ ಸ್ಥಳ :	Mysore
Name of licensed theatre in which the apprentice is entertained/ ಅಪ್ರೆಂಟಿಸ್ ಕಾರ್ಯನಿರ್ವಹಿಸುವ ಚಿತ್ರಮಂದಿರದ ಹೆಸರು :	Pattan Sadik Basha
District in which the theatre is situated/ಚಿತ್ರಮಂದಿರ ಇರುವ ಜಿಲ್ಲೆ :	MYSURU

**Permanent Address/ಪ್ರಾಯಂ ವಿಳಾಸ**

Address 1/ವಿಳಾಸ 1 :	xxxxxxx
Address 2/ವಿಳಾಸ 2 :	Sadik
Address 3/ವಿಳಾಸ 3 :	Sadik

**Step 8 :** Click on **Attach Annexures**.

Country/ದೇಶ : India

State/ರಾಜ್ಯ : KARNATAKA

District/ಜಿಲ್ಲೆ : MYSURU

pincode/ಪಿನ್ ಕೋಡ್ : 570004

address/shide : 04-03-1991

**Declaration /ಘೋಷಣೆ**

I hereby declare that the particular's stated above are correct to the best of my knowledge and that I have read the Karnataka Cinemas (Regulation) Act 1964 (Karnataka Act 23 of 1964) and the Karnataka Cinemas (Regulation) Rules 2014 and fully understand the terms and conditions under which Permit is granted and breach of which will render my Permit liable for cancellation./ಮೇಲೆ ತಿಳಿಸಲಾದ ವಿವರಗಳು ನನಗೆ ತಿಳಿದ ಮಟ್ಟಿಗೆ ಸರಿಯಾಗಿದೆ ಎಂದು ಈ ಮೂಲಕ ಘೋಷಿಸುತ್ತೇನೆ. ಕರ್ನಾಟಕ ಸಿನಿಮಾ (ನಿಯಂತ್ರಣ) ಕಾಯ್ದೆ ೧೯೬೪ (ಕರ್ನಾಟಕ ಕಾಯ್ದೆ ೨೩ ೧೯೬೪) ಮತ್ತು ಕರ್ನಾಟಕ ಸಿನಿಮಾ (ನಿಯಂತ್ರಣ) ನಿಯಮಗಳು ಅಂಗಕ ಓದಿದ್ದೇನೆ. ಹಾಗೂ ಪರವಾನಗಿಯನ್ನು ಯಾವ ನಿಯಮಗಳು ಮತ್ತು ಷರತ್ತುಗಳ ಮೇಲೆ ನೀಡಲಾಗಿದೆ ಎಂದು ಸಂಪೂರ್ಣವಾಗಿ ಅರ್ಥಮಾಡಿಕೊಂಡಿದ್ದೇನೆ ಹಾಗೂ ಅದರ ಉಲ್ಲಂಘನೆ ಮಾಡಿದ್ದಲ್ಲಿ ನನ್ನ ಪರವಾನಗಿಯನ್ನು ರದ್ದುಗೊಳಿಸಬಹುದೆಂಬ ವಿಷಯವನ್ನು ನಾನು ತಿಳಿದಿರುತ್ತೇನೆ.

I Agree : Yes

**Additional Details**

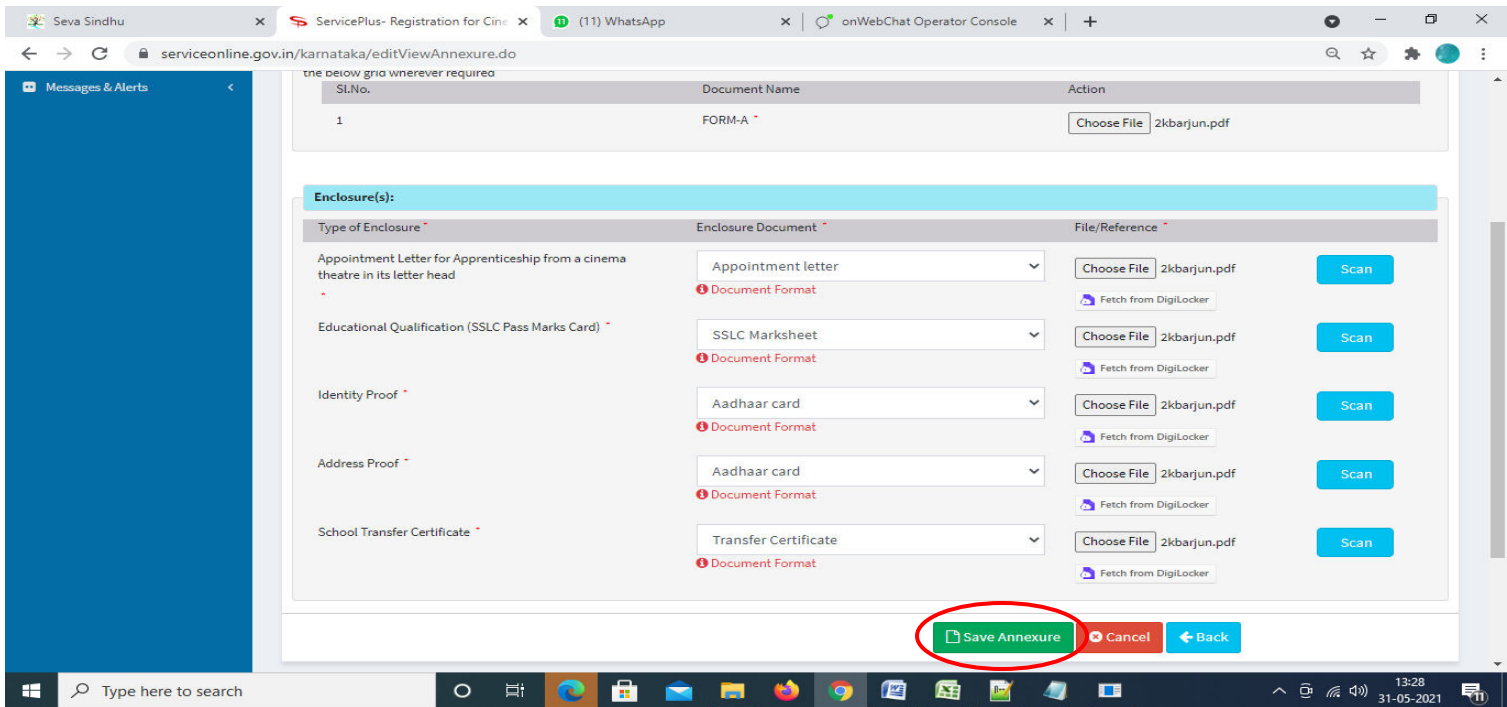
Apply to the Office : Department of Electrical Inspectorate (STATE)

Draft Reference No : Draft\_EN006S/2021/00009

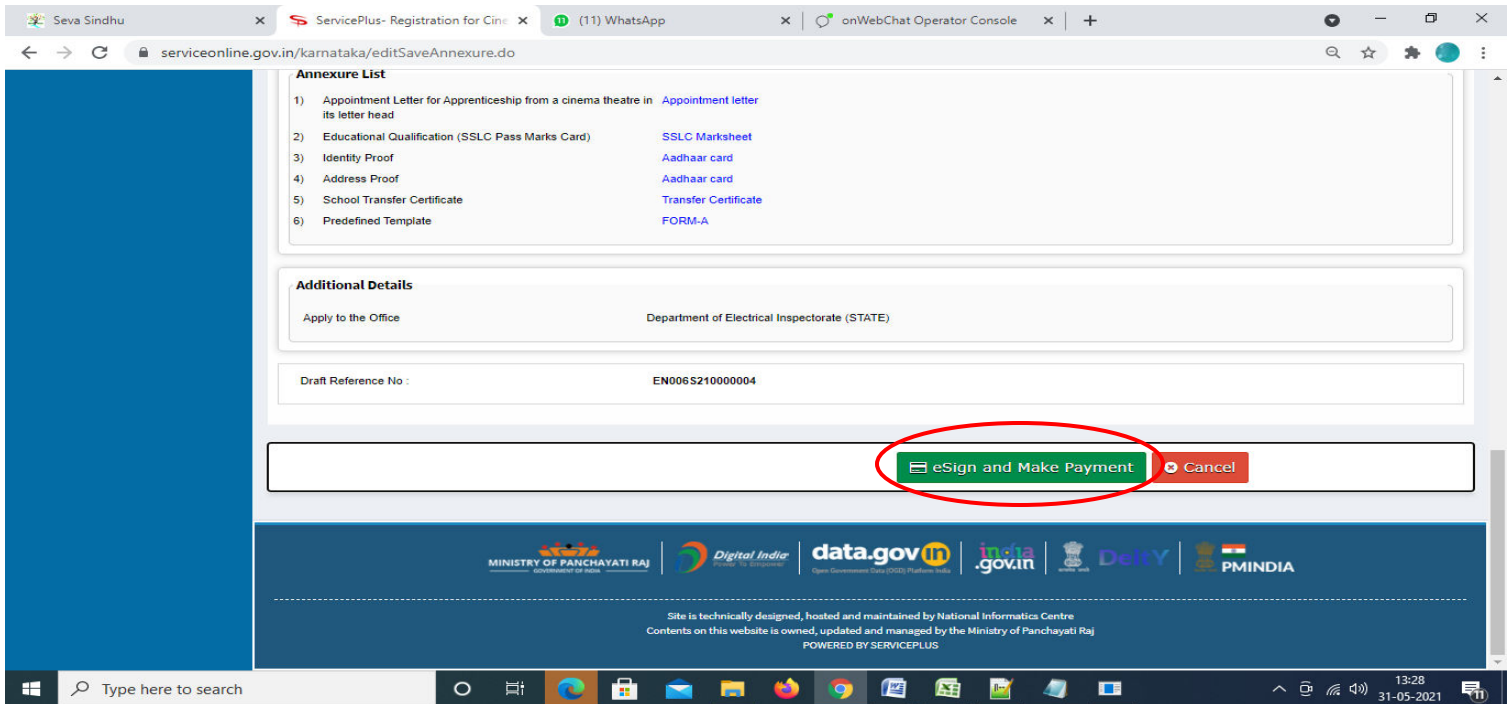
31/5/2021 01:25:34 IST <http://serviceonline.gov.in/karnataka>

**Attach Annexure** **Edit** **Cancel** **Click here to initiate new application**

**Step 9: Attach the Annexures and click on Save Annexures.**



**Step 10 :Saved Annexures will be displayed and click on eSign and Make Payment to proceed.**



**Step 11 :** Click on I agree with above user consent and eSign terms and conditions and Select authentication type to continue and click on **OTP**.

Annexure List

1. Appo  
its le  
2. Educ  
3) Ident  
4) Addn  
5) Scho  
6) Pred

Addition  
Apply to  
Draft Ref

Consent Authentication Form

I hereby state that I have no objection in authenticating myself with Aadhaar based authentication system and consent to providing my Aadhaar number along with the authentication details for the purposes of availing "Registration for Cinema Operators Examination" by eSigning Application form and Enclosure(s). I understand that the OTP I provide for authentication shall be used only for authenticating my identity through the Aadhaar Authentication system, for obtaining my e-KYC through Aadhaar e-KYC service and for the issuance of Digital Signature Certificate (DSC) for this specific transaction and for no other purposes. For the creation of DSC, I understand that the options that I have chosen are the ones that shall be populated in the DSC generated by the CA and I provide my consent for the same. I also understand that the following fields in the DSC generated by the CA are mandatory and I give my consent for using the Aadhaar provided e-KYC information to populate the corresponding fields in the DSC.

1. Common Name (name as obtained from e-KYC)  
2. Unique Identifier (hash of Aadhaar number)  
3. Pseudonym (unique code sent by UIDAI in e-KYC response)  
4. State or Province (state as obtained from e-KYC)  
5. Postal Code (postal code as obtained from e-KYC)  
6. Telephone Number (hash of phone as obtained from e-KYC)

I understand that ServicePlus shall ensure security and confidentiality of my personal identity data provided for the purpose of Aadhaar based authentication.

I agree with above user consent and eSign terms and conditions

Select authentication type to continue

OTP Download Document

Cancel

PMINDIA

Site is technically designed, hosted and maintained by National Informatics Centre  
Contents on this website is owned, updated and managed by the Ministry of Panchayati Raj  
POWERED BY SERVICEPLUS

Type here to search

13:29  
31-05-2021

**Step 12 :** Enter Aadhar Number and click on get OTP.

Inbox - nageshnmedic: x WhatsApp x Seva Sindhu x Merge Video, video jo: x FREE Kannada Typing x C-DAC's eSign Service x

esignservice.cdac.in/esign2.1/OTP

Apps Gmail YouTube Maps ServicePlus-PreProd

Ministry of Electronics and Information Technology  
Government of India

Digital India  
Power To Empower

सी डैक  
CDAC  
Centre for Development of Advanced Computing

You are currently using C-DAC eSign Service and have been redirected from

Hastakshar  
हस्ताक्षर  
C-DAC's eSign Service

Aadhaar Based e-Authentication

Enter Your Virtual ID / Aadhaar Number [Get Virtual ID](#)

Enter Your Aadhaar OTP [View Document Information](#)

[Not Received OTP? Resend OTP](#)

Activate Windows  
Go to Settings to activate Windows.

Search for anything

4:18 PM  
5/19/2021

**Step 13 :Enter OTP and click on Submit.**

The screenshot shows a web browser window with the URL `esignservice.cdac.in/esign2.1/OTP`. The page header includes the Ministry of Electronics and Information Technology logo, the Digital India logo, and the CDAC logo. A message states: "You are currently using C-DAC eSign Service and have been redirected from". Below this is the "Hastakshar" logo and "C-DAC's eSign Service". The main content is a form titled "Aadhaar Based e-Authentication" with the following fields and options:

- Aadhaar Number: 472245377750 (with a "Get Virtual ID" link)
- OTP: [Redacted]
- Checkbox:  I have read and provide my [consent](#) (with a "View Document Information" link)
- Buttons: **Submit** (circled in red) and **Cancel**
- Text: [Not Received OTP?](#) [Resend OTP](#)

The Windows taskbar at the bottom shows the date and time as 4:19 PM on 5/19/2021.

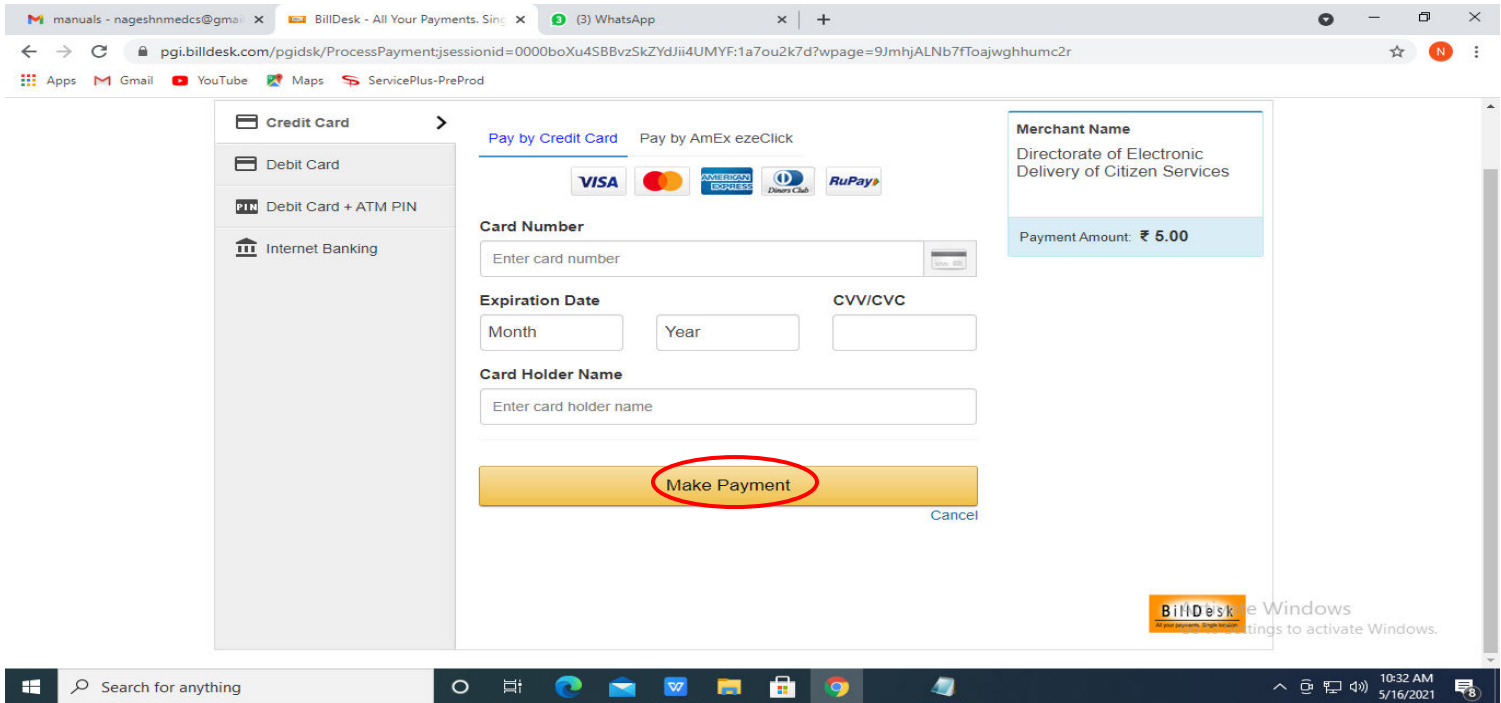
**Step 14 : Select the Mode of Payment and click on Make Payment to proceed.**

The screenshot shows the ServicePlus portal interface. The URL is `serviceonline.gov.in/configureka/proccedToPayment.do?OWASP_CSRFTOKEN=435M-IJDE-AI6F-17LP-IDIY-JSH-2HGT-PRA2`. The page title is "APPLICATION FOR DUPLICATE DEGREE CERTIFICATE". The "PAYMENT DETAILS" section includes:

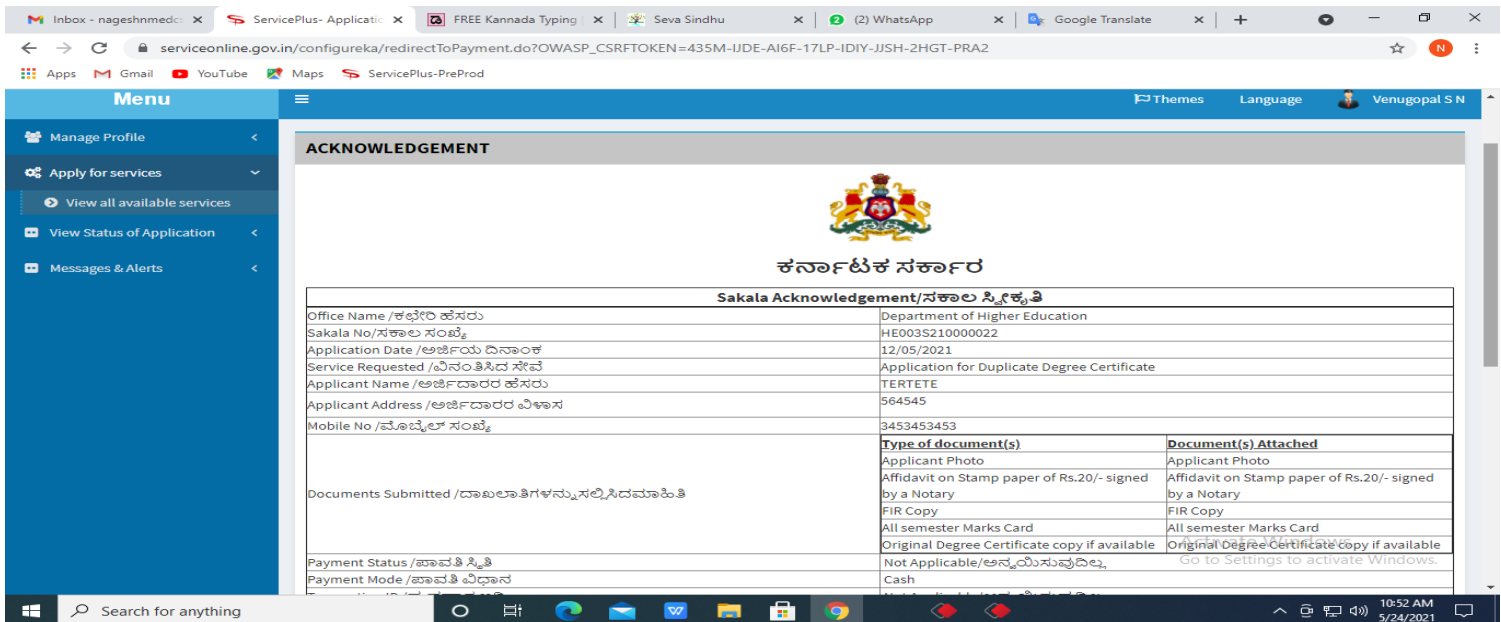
- Mode Of Payment:  Paytm  Bill Desk Payment  Cash
- Application Fee: 1845.0
- Total Amount to be paid (in Rs.): 1845.0
- Receipt No. \*: df
- Payment Date \*: 12/05/2021 (with a calendar icon and note: "(Select last 20 days from current date)")

At the bottom right, there are three buttons: **Make Payment** (circled in red), **Reset**, and **Cancel**. The Windows taskbar at the bottom shows the date and time as 10:51 AM on 5/24/2021.

**Step 15 :** Select preferred payment method (Credit Card/Debit Card/Internet Banking), enter the required details and click on make payment.



**Step 16 :** After payment is successful, acknowledgment will be generated. Acknowledgment consists of applicant details, application details and the payment details for applicant's reference.





**Step 17 :** To download the certificate, go to the [sevasindhu.karnataka.gov.in](http://sevasindhu.karnataka.gov.in) and click on **Registered Users Login Here.**

Note: Supported browser versions are Internet explorer 9+, Mozilla 50+ and Chrome 52+

**SRI BASAVARAJ BOMMAI**  
Hon'ble Chief Minister | Govt of Karnataka

**GOVERNMENT OF KARNATAKA**

HOME ABOUT SEVA SINDHU DEPARTMENTS & SERVICES SERVICE CENTERS GRAMA ONE REPORTS-DASHBOARD FAQ DEPARTMENT CONTACT DETAILS CONTACT US

REVENUE DEPARTMENT HEALTH DEPARTMENT WOMEN AND CHILD DEPARTMENT OF LABOUR POLICE DEPARTMENT

Latest updates: 8088304855 / 6361799796 / 9380204364 / 9380206704

REGISTERED USERS LOGIN HERE

RAISE YOUR COMPLAINT

TRACK YOUR APPLICATION STATUS

NEW USERS REGISTER HERE

CATEGORY WISE SERVICES

COVID RELATED SERVICES

**Step 18 :** Once the login page is open, enter your username, password/OTP, captcha and click on **Submit.**

serviceonline.gov.in/karnataka/

**ಸೇವಾ ಸಿಂಧು SEVA SINDHU**

Apply for Service

9611106670

..... Get OTP

552519 Type here

Submit

Forgot Password | New User Register here | Know Your Eligibility

Check Your Application Status

Select Department

Select Service

Enter your Application ID

Check Status Now

**Step 19** :Click on **View Status of Application --> Track application status**. Enter Application Reference Number (you can refer to Acknowledgment/SMS to get Application Reference Number) and click on **Get Data**.

The screenshot shows the ServicePlus web application interface. The browser address bar displays `serviceonline.gov.in/karnataka/citizenServiceList.do`. The page title is "View Status Of Application / Track Application Status". The "From Date" is set to 24/03/2021 and the "To Date" is 24/05/2021. The "App Ref No." field contains the value "ES002S210000027". A green "Get Data" button is circled in red. The left sidebar menu includes options like "Manage Profile", "Apply for services", "View Status of Application", and "Messages & Alerts". The footer contains logos for the Ministry of Panchayati Raj, Digital India, data.gov.in, and PMINDIA.

**Step 20** : Check Current Status of the application. If it is delivered, Click on **Delivered**.

The screenshot shows the ServicePlus web application interface with the application status table. The browser address bar displays `serviceonline.gov.in/karnataka/applicationTrackStatus.do`. The page title is "View Status Of Application / Track Application Status". The "From Date" is 24/03/2021 and the "To Date" is 24/05/2021. The "App Ref No." field contains "ES002S210000027". A green "Get Data" button is visible. Below the form, there is a table with the following data:

SNo	Service Name	Application Reference No	Submission Date	Due Date	Current Status
1	Application for Death Certificate	ES002S210000027	20/05/2021	21/05/2021	Delivered

The "Delivered" status in the table is circled in red. The table also includes a search bar and pagination controls (First, Previous, 1, Next, Last). The footer contains logos for the Ministry of Panchayati Raj, Digital India, data.gov.in, and PMINDIA.

## Step 21 : Under Issue Document(s), click on Output certificate.

ServicePlus  
Metadata-based Integrated eSer

Menu

- Manage Profile
- Apply for services
- View Status of Application
  - Track application status
  - View Incomplete Application
  - Revalidate Payment
  - Modify Submissions
- Messages & Alerts

Status of Application

Application Reference Number : ES002S210000027

Name of the Service : Application for Death Certificate

Applied By : Asha D J

Application due Date : 21/05/2021

S.No.	Task Name	Form Details	Issued Document(s)	Status	Remarks
1	Application Submission	<a href="#">View</a>	<a href="#">Acknowledgement</a>	Completed	NA
2	Push application data to DB	NA	Nil	Forwarded	<a href="#">View</a>
3	Callback Webservice	NA	<a href="#">Output Certificate</a>	Delivered	<a href="#">View</a>

Showing 1 to 1 of 1 entries

Close

## Step 22 : Registration for Cinema Operators Examination Certificate will be downloaded.

WPS Office

EN006S210000012.pdf

Home Insert Comment Edit Page Protect Tools

Hand Tool Selected Tool Edit Content PDF to Office PDF to Picture Annotate 60% 1/1 Auto Scroll Read Mode Background Screen Grab Search Highlight Note

Government of Karnataka  
(Electrical Inspectorate)

GOC No: EN006S210000012

Office of Chief Electrical Inspector  
Nimana Bhavan, 2nd Floor  
Dr Rajkumar Road, Rajajinagar  
Bangalore-560010  
20/06/2021

To,  
Harish Ravindra Kaddimani  
Sir/Madam,

Subject: Registration for Cinema operator Examination-Reg.

Reference: Your Letter Dated 28/06/2021

With reference to the above subject, your application for Cinema operator examination is Registered vide Reg. no 12345 Dated 28/06/2021 in this office in accordance with the present Cinema operator rules, you are eligible to appear cinema operator examination after completion of one year of apprentice training from the date of registration at this office.

Yours faithfully,  
  
Chief Electrical Inspector to Govt.

This document contains 1 signatures, where 1 signature validity is unknown.

Navigation 1/1

27°C Light rain 12:59 11-08-2021